

# TAPE & MUD INSTALL



## How to Install Tape and Mud (Type 3) for All Linear Styles (Air Bar, Bar Grilles, Slot Diffusers)




Install Ducting within Wood or Metal Framing




Screw through Mounting Flanges to Framing




Cut Drywall to Cover Mounting Flanges



Screw Drywall to Framing



Mud the Gaps Between Air Bar and Sheet Rock




Tape the Perimeter



Mud Over the Lip of Linear to the Slot Opening



Smooth Edges During Final Mudding



Final Install in Painted Wall

If you have any questions, please call your Sales Representative  
or Shoemaker Mfg. Inside Sales at 1.866.940.0696