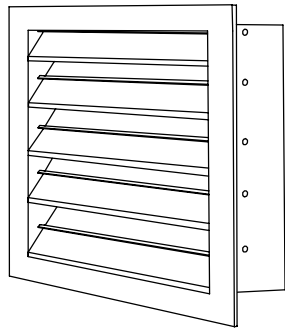


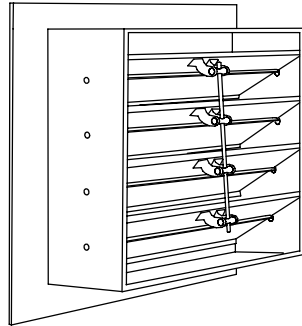
Damper Louver Submittal

Adjustable 4" Outside Air Louver

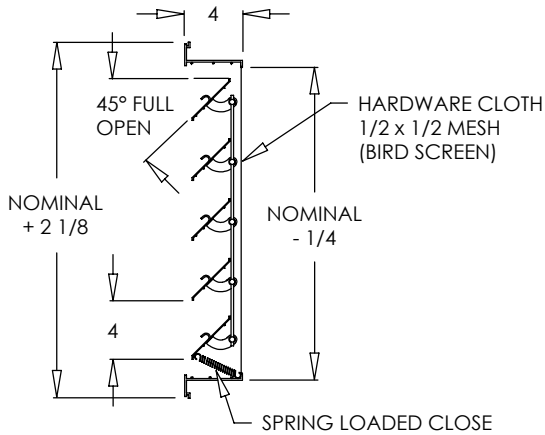
MODEL: 4600 Series



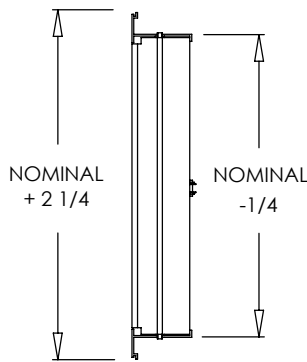
4600 FRONT



4600 BACK

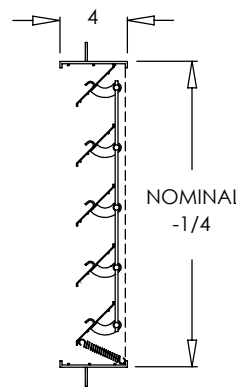


4600-FF
STANDARD

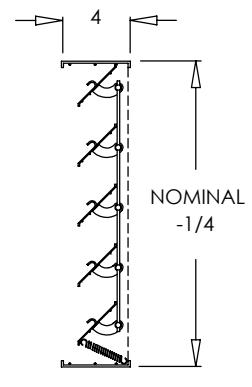


(TOP VIEW)

4600-FF
STANDARD



4600-OF



4600-CF

Standard Features:

- Extruded aluminum construction
- Standard flange frame
- 4" depth
- Adjustable louvers on 4" centers
- Spring loaded close
- Storm bend on louvers to prevent water from entering
- Bird screen (1/2" x 1/2")
- Blades run parallel to first dimension given
- 1/4" pivot pins in nylon bushings
- Minimum size 12"x12"
- Maximum one piece size 48"x48"
- Driftwood Tan

Options:

- Flush mount channel frame (4600-CF)
- Offset flange frame, must specify flange placement (4600-OF)
- Insect Screen (1/16" x 1/16") (4600-IS)
- Fractional, exact I.D. and O.D. dimensions

Finishes:

STANDARD COLORS

- Driftwood Tan
- Soft White

DESIGNER COLORS

- Black
- Bronze
- Storm Gray
- Cement Gray
- Aluminum Paint
- Coffee Tan
- Warm White
- Glossy White

Additional Information:

Submittal Notes

Project / Location:	
Engineer:	
Architect:	
Contractor:	