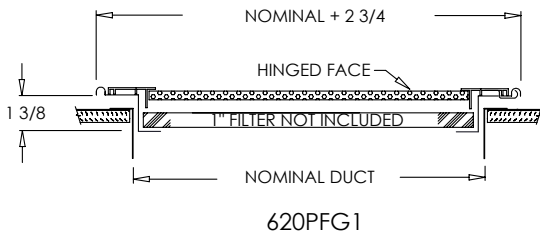


Standard Features:

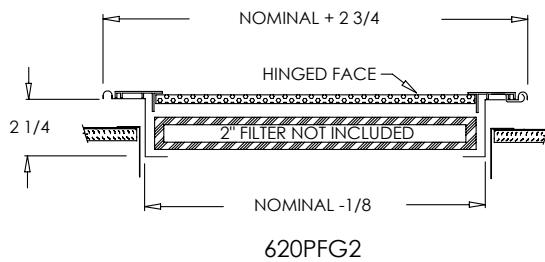
- 3/16" holes on 1/4" staggered centers
- Hinged removable extruded aluminum face frame with signature line marks
- Hinges parallel to longest side
- Face set in an outer filter grill frame
- Hand operated lever for easy filter access
- 4-way reversible door on square sizes
- 2-way reversible door on rectangular sizes
- Concealed mounting holes
- Holds up to a 1" filter (not included) with filter retention tabs (620PFG1)
- Rust resistant pre-coat with durable powder finish
- Soft White



Options:

- 2" Filter capacity (620PFG2)
- 4" Filter capacity (620PFG4)

Alternative hinge and latch options available (please fill out Filter Grille Order Supplement form)



Finishes:

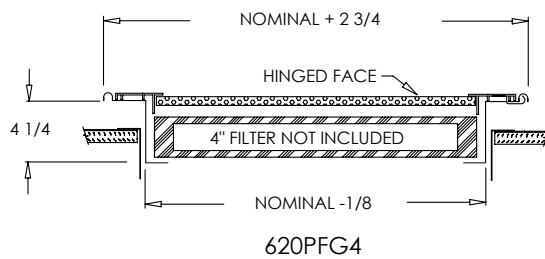
STANDARD COLORS

- Soft White
- Driftwood Tan

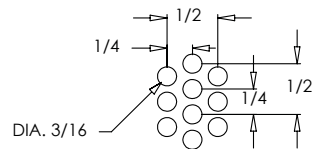
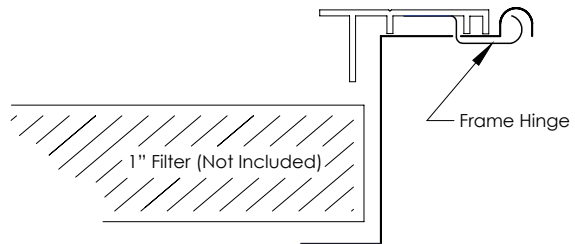
DESIGNER COLORS

- Black
- Bronze
- Storm Gray
- Cement Gray

- Aluminum Paint
- Coffee Tan
- Warm White
- Glossy White



620PFG1 Frame Detail



Perforated Screen Detail

Product Notes:

Filter grilles are manufactured 3/16" undersized nominal duct (outside dimension) for ease of installation. Air filter should be 1/4" to 1/2" undersized. Verify with air filter manufacturer for air specification to ensure a proper fit. Shoemaker filter grilles allow for installation of larger thickness filters (we offer 2" and 4" filter depths on specific models) which can reduce pressure drop on the overall system, improving air flow through the heat exchanger and allowing more time between filter changes. Contact customer service for more information.

Additional Information:

Submittal Notes

Project / Location:	
Engineer:	
Architect:	
Contractor:	