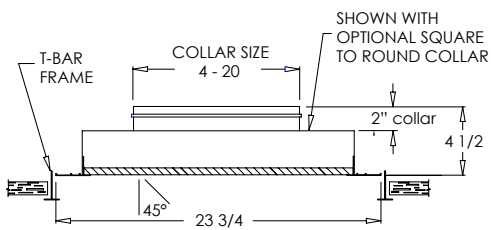
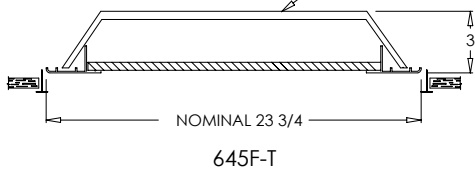
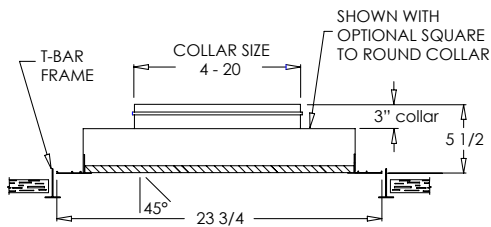


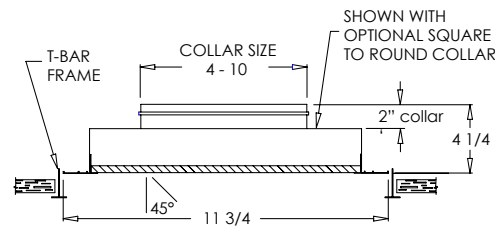
VARIABLE OPENING 6" THRU 16",
 FIBERGLASS BACK, COLLAR
 BY OTHERS



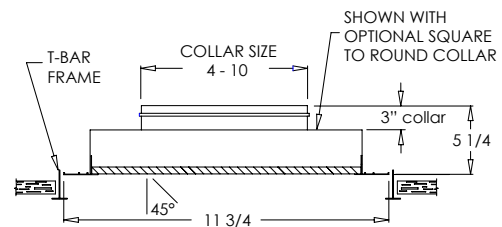
645T-2x2 with Square to Round Collar (optional)



645T-2x2-3in
 (shown with 3" tall premium round collar)



645T-1x2 with Square to Round Collar (optional)



645T-1x2-3in
 (shown with 3" tall premium round collar)

Standard Features:

- 1/2" x 1/2" x 1/2" 45° aluminum lattice T-Bar lay-in return air grille
- Extruded aluminum frame with signature line marks
- Lattice material 90% free area
- Square collar designed for 22" x 22" duct
- Rust resistant pre-coat with durable powder finish
- Soft White

Options:

- Preformed, contour molded fiberglass back with a foil barrier backing, accepts 6"-16" collar (collar by others) (645F-T-2x2)
- 2" ADC compliant round collar with bead for ease of installation
- Premium 3" round collar with bead (645T-3in)
- Screwdriver Operated Opposed Blade Damper (645T-O)
- MRI Compatible
- 1 x 1 T-Bar (10" x 10" duct)
- 1 x 2 T-Bar (10" x 22" duct)
- 2 x 4 T-Bar (22" x 46" duct)

Finishes:

STANDARD COLORS

- Soft White
- Driftwood Tan

DESIGNER COLORS

- Black
- Bronze
- Storm Gray
- Cement Gray
- Aluminum Paint
- Coffee Tan
- Warm White
- Glossy White

Additional Information:

Submittal Notes

Project / Location:	
Engineer:	
Architect:	
Contractor:	