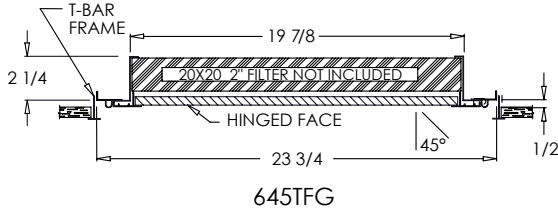


Standard Features:

- 1/2" x 1/2" x 1/2" 45° aluminum lattice
- Hinged removable extruded aluminum face frame with signature line marks
- Face set in an outer T-Bar filter grille frame
- Hand operated lever for easy filter access
- Square collar designed for 20" x 20" duct
- Holds up to a 2" filter (not included)
- Rust resistant pre-coat with durable powder finish
- Soft White

Options:

- 2" ADC compliant round collar with bead for ease of installation
- 1 x 1 T-Bar (8" x 8" duct)
- 1 x 2 T-Bar (8" x 20" duct)
- 2 x 4 T-Bar (20" x 44" duct)
- 4" Filter capacity
- Premium 3" round collar with bead (645TFG-3in)
- Preformed, contour molded fiberglass back with a foil barrier backing, compatible with 6-16" spin-in collar supplied by others (645F-TFG)
- NGD - Narrow ceiling grid dimples for 9/16" T-Rails, changes O.D. to 23 29/32"



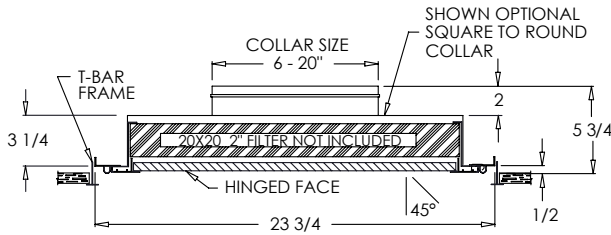
Finishes:

STANDARD COLORS

- Soft White
- Driftwood Tan

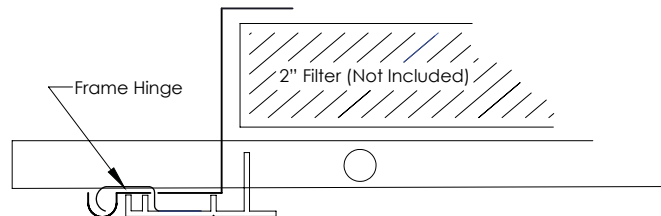
DESIGNER COLORS

- Black
- Bronze
- Storm Gray
- Cement Gray
- Aluminum Paint
- Coffee Tan
- Warm White
- Glossy White



645TFG with Square to Round Collar (optional)

645TFG Frame Detail



Product Notes:

Filter grilles are manufactured 3/16" undersized nominal duct (outside dimension) for ease of installation. Air filter should be 1/4" to 1/2" undersize. Verify with air filter manufacturer for air specification to ensure a proper fit. Shoemaker filter grilles allow for installation of larger thickness filters (we offer 2" and 4" filter depths on specific models) which can reduce pressure drop on the overall system, improving air flow through the heat exchanger and allowing more time between filter changes. Contact customer service for more information.

Additional Information:

Submittal Notes

Project / Location:	
Engineer:	
Architect:	
Contractor:	