


# Commercial Submittal

## Fixed 45° Bar Blade Filter Grille

MODEL: 916FG



### Standard Features:

- Fixed 45° aluminum bar blades parallel to shortest dimension
- Hinged removable extruded aluminum face frame with signature line marks
- Hinges parallel to longest side
- Blades are spaced at 2/3"
- Face set in an outer filter grille frame
- Hand operated lever for easy filter access
- 4-way reversible door on square sizes
- 2-way reversible door on rectangular sizes
- Fractional and exact sizes available
- Holds up to a 1" filter (not included) with filter retention tabs (915FG1)
- Rust resistant pre-coat with durable powder finish
- Soft White

### Options:

- 2" Filter capacity (915FG2)
- 4" Filter capacity (915FG4)

Alternative hinge and latch options – see Filter Grille Order Supplement form on website

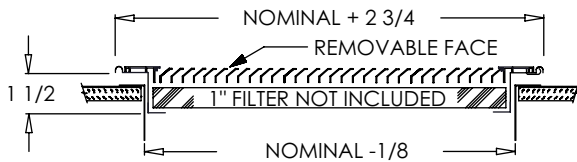
### Finishes:

#### STANDARD COLORS

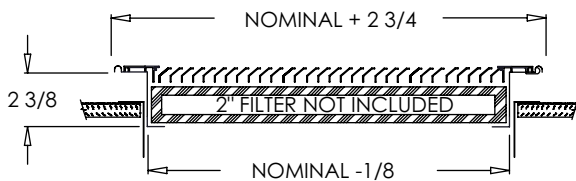
- Soft White
- Driftwood Tan
- Mill Finish

#### DESIGNER COLORS

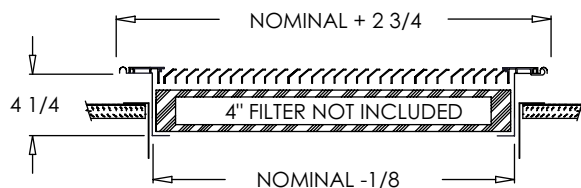
- Black
- Bronze
- Storm Gray
- Cement Gray
- Aluminum Paint
- Coffee Tan
- Warm White
- Glossy White



916FG1

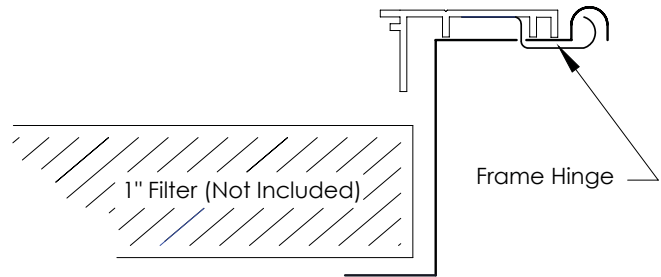


916FG2



916FG4

916FG1 Frame Detail



### Product Notes:

Filter grilles are manufactured 3/16" undersized nominal duct (outside dimension) for ease of installation. Air filter should be 1/4" to 1/2" undersized. Verify with air filter manufacturer for air specification to ensure a proper fit.

Shoemaker filter grilles allow for installation of larger thickness filters (we offer 2" and 4" filter depths on specific models) which can reduce pressure drop on the overall system, improving air flow through the heat exchanger and allowing more time between filter changes. Contact customer service for more information.

### Additional Information:

### Submittal Notes

Project / Location:	
Engineer:	
Architect:	
Contractor:	