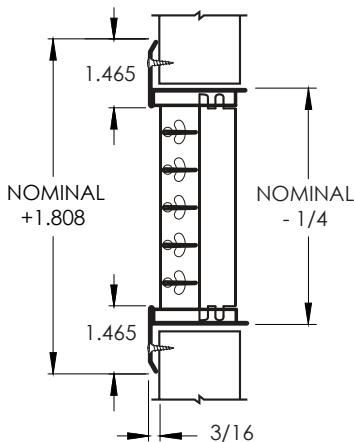
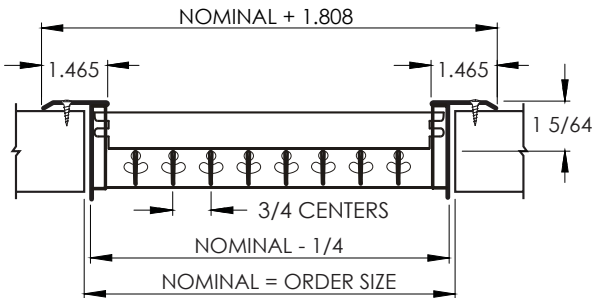
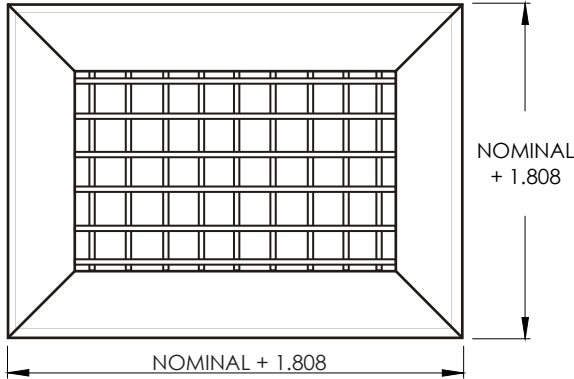


Commercial Submittal

Stainless Steel Adjustable Blade Double Deflection Grille (front blades parallel to longest dimension)
 MODEL: 933-SS



Standard Features:

- Type 304 stainless steel
- Adjustable double deflection grille
- Airfoil blades individually adjustable on 3/4" centers
- Front blades are parallel to longest dimension
- Back blades are parallel to shortest dimension
- Countersunk mounting holes with stainless sheet metal screws
- Minimum size 4"x4"
- Maximum size 48"x48"
- Satin polished finish

Options:

- Type 316 stainless steel
- Opposed blade damper
- Available blade centers at 1 1/2"
- Heavy duty construction – fixed front blades at 0° on 1/2" centers with adjustable back blades on 3/4" centers
- Heavy duty construction – fixed front blades at 45° on 1/2" centers with adjustable back blades on 3/4" centers
- Long throw individually adjustable blades with 1 1/2" blades on 1 1/2" centers or 3" blades on 3" centers
- Square to round transition collar
- T-Bar application
- Tamper Proof Screws – stainless steel Torx Center Pin

Additional Information:

Submittal Notes

Project / Location:	
Engineer:	
Architect:	
Contractor:	