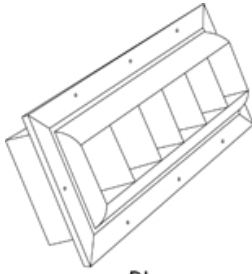


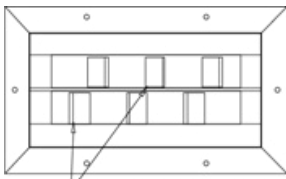
Commercial Submittal

Drum Louver – Single Vane

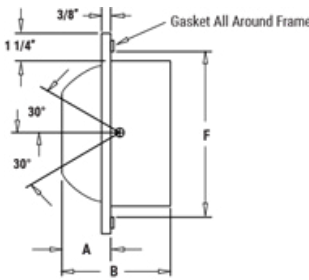
MODEL: DL (also DL2, DL-DA, DL-GO)



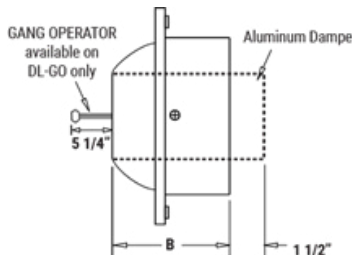
DL
Drum Louver



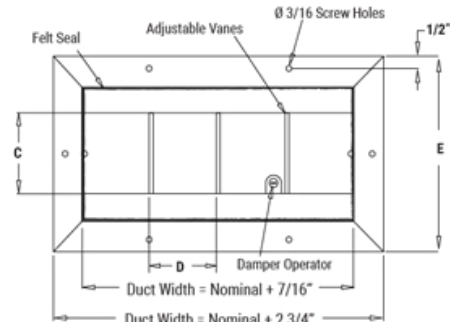
Adjustable Dual Flow Vanes
DL2
Drum Louver



DL
Drum Louver



DL
Drum Louver



DL
Drum Louver

Standard Features:

- High Capacity Cylindrical Drum
- Engineered for high capacity, long throw applications such as sports arenas, gymnasiums, conference centers, industrial plants and other large spaces
- Flexibility to change throw direction and spread of the discharge jet
- Made from extruded aluminum

Options:

- Dual flow configuration for dividing air flow through adjustable vanes (DL2)
- Damper available (DL-DA)
- Gang operator (DL-GO)

Finishes:

STANDARD COLORS	OPTIONAL FINISHES: (EXTRA CHARGE)
Clear Anodized	Black
Satin Silver	
White	

Dimensions (in inches)

AVAILABLE LISTED HEIGHTS	6"						10"							12"							15"												
Available Listed Widths	9	12	18	24	30	36	48	60	20	25	30	35	40	50	60	70	20	25	30	35	40	50	60	70	15	20	25	30	40	48	50	60	70
Number of Louvers	2	3	5	7	9	11	15	19	3	4	5	6	7	9	11	13	3	4	5	6	7	9	11	12	2	3	4	5	7	9	9	11	13
A	1 3/4"						2 5/8"							3"							3 1/2"												
B	4 3/8"						6 1/8"							6 1/8"							8"												
C	3 1/2"						5 7/8"							6 1/4"							9 1/2"												
D	3"						5"							5"							5"												
E	8 1/2"						12 1/4"							13 7/8"							16 7/8"												
F	7"						10 13/16"							12 1/2"							15 1/2"												

Additional Information:

Submittal Notes

Project / Location:	
Engineer:	
Architect:	
Contractor:	