




Commercial Submittal Sheet

915FG Series

Fixed Bar Blade Filter Grille



Model: 915FG

Description: Fixed 45° Bar Blade Filter Grille

Standard Features:

- Fixed 45° aluminum bar blades parallel to longest dimension
- Hinged removable extruded aluminum face frame with signature line marks
- Hinges parallel to longest side
- Face set in an outer filter grille frame
- Hand operated lever for easy filter access
- 4-way reversible door on square sizes
- 2-way reversible door on rectangular sizes
- Concealed mounting holes with mounting screws
- Holds up to a 1" filter (not included) with filter retention tabs (915FG1)
- Rust resistant pre-coat with durable powder finish
- Soft White

Options:

- 2" Filter capacity (915FG2)
- 4" Filter capacity (915FG4)
- Blades parallel to shortest dimension (916FG1/916FG2/916FG4)
- Alternative hinge and latch options – see Filter Grille Order Supplement form on website

Finishes:

Standard Colors

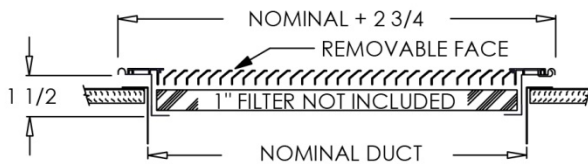
- Soft White
- Driftwood Tan

Designer Colors

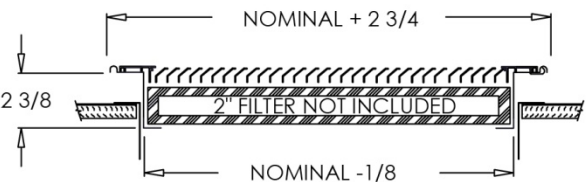
- Almond
- Black Velvet
- Bronze
- Camaro Silver
- Coffee Tan
- Navajo White
- Vanilla

Other

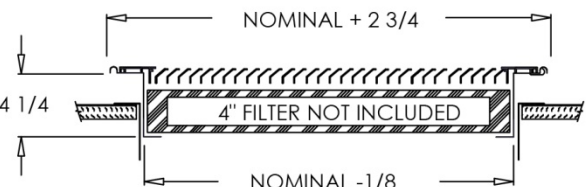
- Aluminum Paint
- Glossy White
- Mill Finish



915FG1

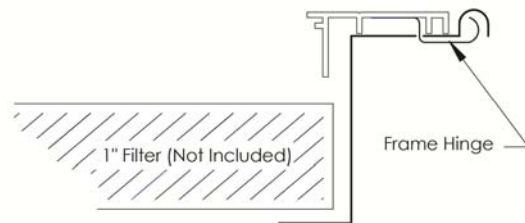


915FG2



915FG4

915FG1 Frame Detail



Product Notes:

Filter grilles are manufactured 3/16" undersized nominal duct outside dimension for ease of installation. Air filter should be 1/4" to 1/2" undersized. Verify with air filter manufacturer for air specifications.

Additional Information:

Project / Location:	Submittal Notes
Engineer:	
Architect:	
Contractor:	